



**District Report Card: 2017**


<b>State:</b> Tamil Nadu	<b>District:</b> Cuddalore
<b>Class:</b> 3	<b>Subject:</b> Language
<b>Schools:</b> 60	<b>Students:</b> 811


**Participation/Coverage**


**Students**

<b>GENDER</b> 	Boys		Girls	
	Number	%	Number	%
	405	49.94	406	50.06

<b>AREA</b> 	Rural		Urban	
	Number	%	Number	%
	669	82.49	142	17.51

<b>CATEGORY</b> 	SC		ST		OBC		GEN	
	Number	%	Number	%	Number	%	Number	%
	427	52.65	9	1.11	374	46.12	1	0.12

<b>CWSN</b> 	LD	VI	HI	S&LD	ID	Oth
	1	1	1	4	5	0

<b>Management</b> 	Government		Government-aided	
	Number	%	Number	%
	579	71.39	232	28.61

**Average Performance of Students in Language (%)**

Overall	Gender		Area		Management		Social Group			
	Male	Female	Rural	Urban	Govt.	Aided	SC	ST	OBC	GEN
55.70	56.03	55.37	55.80	55.21	55.16	57.04	53.10	42.96	58.95	66.67

## Performance on Learning Outcomes (LOs)

Learning Outcomes	Description	Average Performance(%)
L304	Reads small texts with comprehension i.e., identifies main ideas, details, sequence and draws conclusions	56.35
L312	Reads printed scripts on the classroom walls: poems, posters, charts etc.	54.40

Range of Performance of Students who Answered Correctly							
Below 30%		30% - 50%		50% - 75%		Above 75%	
Number	%	Number	%	Number	%	Number	%
119	14.67	223	27.50	295	36.37	174	21.45

### Lowest Performing Learning Outcomes (LOs)

1 - Reads printed scripts on the classroom walls: poems, posters, charts etc. (54.40)

2 - Reads small texts with comprehension i.e., identifies main ideas, details, sequence and draws conclusions (56.35)